

























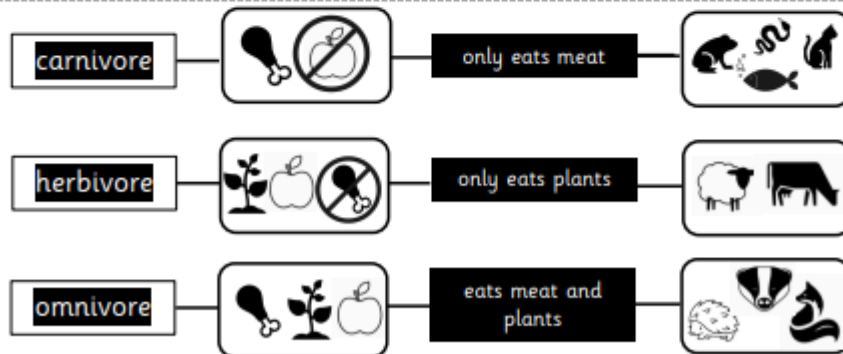


Science	ANIMALS INCLUDING HUMANS			Year 1	_____ Term
					
<b>Mammals</b>	<b>Birds</b>	<b>Amphibians</b>	<b>Reptiles</b>	<b>Fish</b>	
warm-blooded 	warm-blooded 	cold-blooded 	cold-blooded 	cold-blooded 	
skin  fur or hair	feathers  wings beaks	skin  water in and out	scales 	scales 	
live young 	eggs  with shells	soft eggs  spawn	eggs  with harder shells	soft eggs 	
breathe air 	breathe air 	breathe underwater  then air	breathe air 	breathe underwater 	
human cat dog cow whale	robin blackbird sparrow duck	frog or toad	snake lizard	salmon cod trout	








## Knowledge Organiser

### Recount from personal experience (Year 1)

 <p style="text-align: center;"><b>Recount orally</b></p> <p>Orally recount a real event that you have experienced.</p>	 <p style="text-align: center;"><b>Time order</b></p> <p>Explain an event in the order that it happened, e.g. <i>then</i>.</p>
 <p style="text-align: center;"><b>Compose orally and write</b></p> <p>Say and rehearse a sentence before recording it.</p>	 <p style="text-align: center;"><b>Re-read for sense</b></p> <p>Re-read your sentences to check they make sense.</p>

## Knowledge Organiser

### Informal letters (Year 1)

 <p style="text-align: center;"><b>Plan</b></p> <p>Plan a letter by saying who you are writing to and why.</p>	 <p style="text-align: center;"><b>Letter format</b></p> <p>Write in the format of a letter, e.g.</p> <p style="text-align: right;">12<sup>th</sup> March 2023</p> <p>Dear _____</p> <p>_____</p> <p>From _____</p> <p>_____</p>
 <p style="text-align: center;"><b>Compose orally and write</b></p> <p>Say and rehearse a sentence before recording it.</p>	 <p style="text-align: center;"><b>Re-read for sense</b></p> <p>Re-read your sentences to check they make sense.</p>
 <p style="text-align: center;"><b>Pronoun</b></p> <p>A pronoun is a word that takes the place of a noun. Use the pronoun 'I' when referring to yourself, e.g. <i>It is a good school but I do miss my old friends.</i></p>	

## Year 1: Printmaking



### Core content:

Explore the marks that can be made using different printing techniques.

Learn how to make and use a stencil and relief printing block.

### Technical vocabulary:

**Printmaking** – creating artworks by printing.



**Stencil** – a piece of card, plastic or metal, into which shapes have been cut. A picture is created by drawing or painting through the holes.



**Relief printing** – printing from a block that has recessed areas.



**Overprinting** – to print onto a surface that has already been printed on.



**Stroking** – the movement of a brush when painting.



**Stippling** – drawing or painting using small dots.



### Connections:

Karen Lederer (born 1986)  
American printmaker



**Year 1: Food and Nutrition**  
*How does food affect your senses?*



**Core content:**

Learn that eating is a sensory experience.  
Learn about nutrition and why colourful food can be better for you.  
Use a range of techniques to create and modify dishes that appeal to our senses.

**Technical vocabulary:**

**Senses** – what the body uses to explore and interact with the world around us: sight, smell, taste, hearing and touch.



**Vitamins** – natural substances in food that are necessary for the growth and good health of the body.



**Sensory** – something that relates to the physical senses of touch, smell, taste, hearing and sight.



**Caramelise** – to cook a food that contains sugar so that the food becomes sweet and often brown.



**Marinade (verb)** – to soak food in a seasoned liquid before cooking to change its flavour and / or texture.



**Ribboning** – to slice food such as vegetables into long, thin strips.



**Techniques:**



*grating*



*ribboning*



*marinading*



Polar	Cold	Warm	Hot and wet (Tropical)	Hot and dry
top and bottom of the Earth	snow and trees	some sun some rain cool winters	nearest to the Earth's Equator hot and moist all year round	areas directly north and south of the Tropics very hot and drier than tropical
↑ Arctic <b>North Pole</b> ↓ Antarctic <b>South Pole</b>				



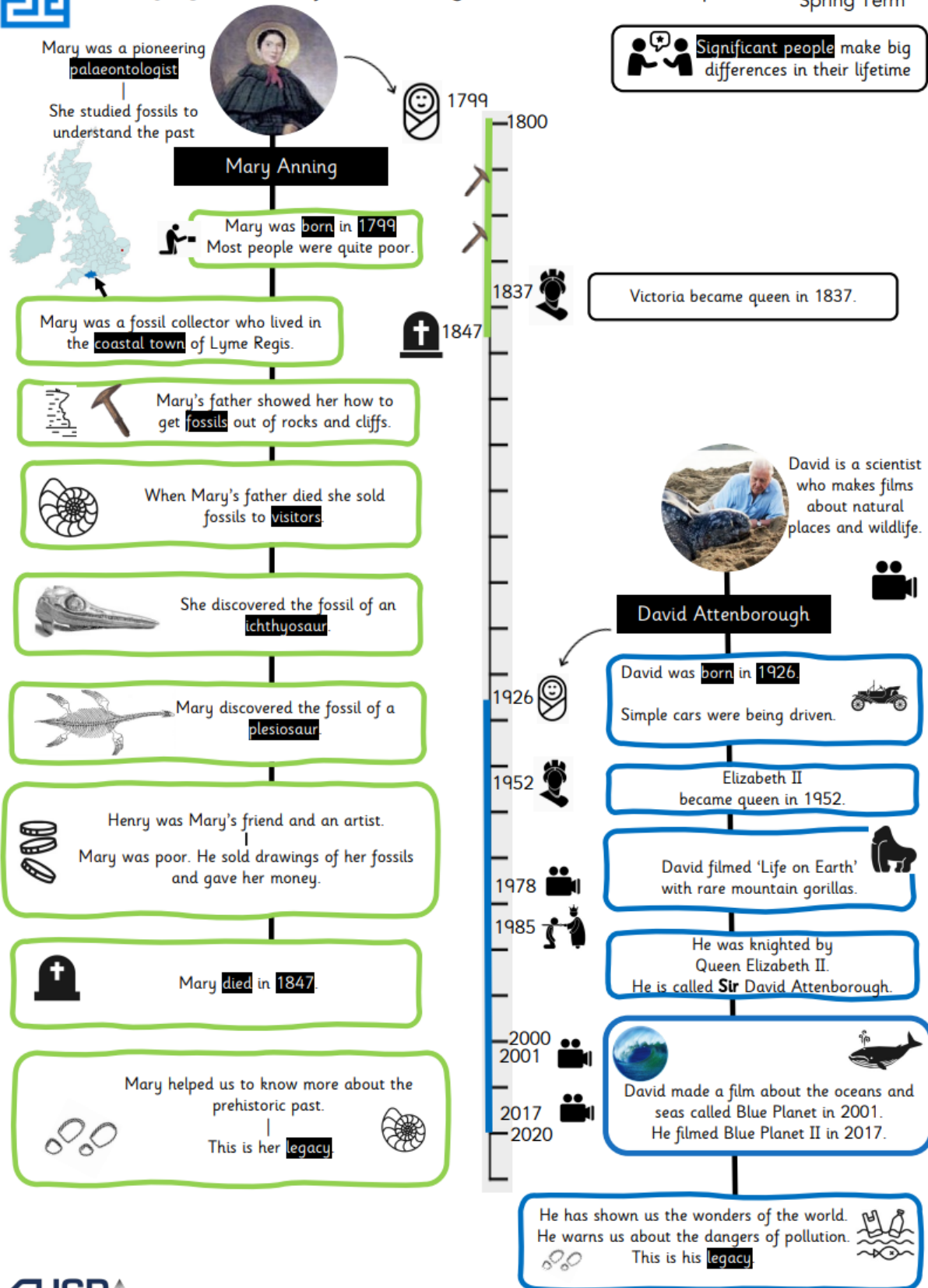




## HISTORY

Study the lives of significant individuals in the past

Year 1  
Spring Term




## THE TALE OF PETER RABBIT



BEATRIX POTTER  
*The original and authorized edition*

This is a story about a curious, disobedient rabbit who ignores advice not to go to Mr McGregor's garden. Initially, Peter enjoys his adventure but he is soon chased by Mr McGregor. A cat and mouse game ensues, and Peter has some very close calls. With the help of some other animals, Peter escapes and recognises the safety and comfort of home. It serves as a reminder of the possible consequences of greed and disobeying instructions.



This book centres on a young girl (Rocket) who has ambitions to be an astronaut and has a fascination with space. She is inspired by Mae Jemison, the first African-American woman in space. Rocket tries to get everyone to look up in order to see a meteor shower much to the frustration of her brother. After sending out lots of leaflets, many people come to see the meteor but it does not appear on schedule. After everyone has left, it makes an appearance, resulting in a bonding experience for the siblings. The book is interspersed with many interesting 'Did you know?' fact bubbles.